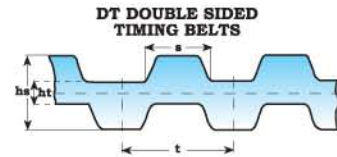
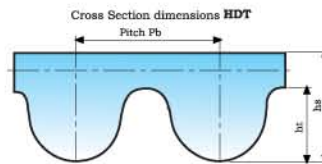
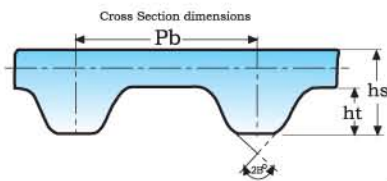




# STEEL & KEVLAR® CORDED PU (polyurethane) SYNCHRONOUS TIMING BELTS “Truly Endless Belts”



**DIFFERENT WIDTHS AND LENGTHS AVAILABLE**  
“ask for listing”



**D&D SYNCHRO POWER\*DRIVE  
PU STEEL CORD & KEVLAR CORD TIMING BELTS Cross Section dimensions**

Section T-Type	Pb (mm)	Pb (in)	hs (mm)	hs (in)	ht (mm)	ht (in)
<b>MXL</b>	2.032	0.080	1.14	0.045	0.51	0.020
<b>XL</b>						
<b>L</b>	9.525	0.375	3.60	0.140	1.91	0.075
<b>H</b>	12.70	0.500	4.30	0.170	2.29	0.090
<b>T2.5</b>	2.5		1.30		0.7	
<b>T5</b>	5		2.20		1.20	
<b>T10</b>	10		4.50		2.50	
<b>AT5</b>	5		2.70		1.20	
<b>AT10</b>	10		5.00		2.50	
<b>HDT-3M</b>	3		2.40		1.22	
<b>HDT-5M</b>	5		2.06		3.80	

TYPE	T (mm)	W (mm)
<b>D-T5</b>	3.140	1.20
<b>D-T10</b>	7.00	2.50

**Double Side Dimensions**

