

DOUBLE SIDED HEXAGONAL WRAPPED V-BELTS

PRODUCT DESCRIPTION

Double Sided V-Belts also called as hexagonal belts. They usually transmit power from both of the belt. To meet the multiple bend and dual power requirements, D&D Double belts built with special tension cords. They deliver maximum strength with minimum stretch.

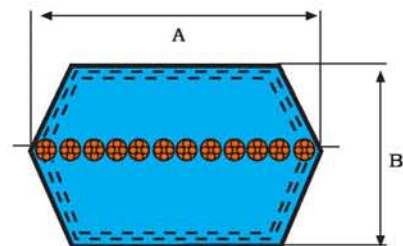
D&D HEXAGONAL belts are available in AA, BB, CC cross sections.

APPLICATIONS

Used on drives having one or more reverse bends as Lawn and Garden equipments, mixers, crushers, mule drives, agitators, conveyors.


They have benefits of been dual sided classical profiles, high strength tensile membres, oil and heat resistance, static conductivity.

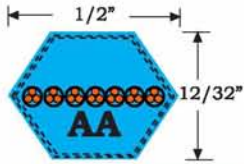
Section	A mm	B mm	Angle Deg	Section	Min pulley diameter
AA	13	10	40	51°-150°	75
BB	17	14	40	42°-450°	125
CC	22	17	40	70°-450°	200



D&D POWER*DRIVE	BB 91
D&D POWER*DRIVE	BB 91
D&D POWER*DRIVE	BB 91

Profile section ←
Circumference Inside Length (Inch-Li) ←

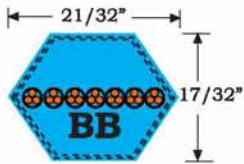




Manufacturing Range :from 51" to 400"
 AA60 belt is 60" inside, 62" outside
 Top width -1/2", Depth- 12/32"

DOUBLE SIDE WRAPPED AA SECTION V- BELTS

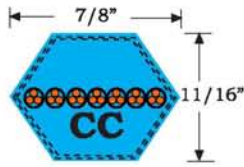
Part Number	Approx. Outside Length (in)	Part Number	Approx. Outside Length (in)	Part Number	Approx. Outside Length (in)
AA 51	53	AA 73	75	AA 91	93
AA 55	57	AA 75	77	AA 92	94
AA 60	62	AA 76	78	AA 96	98
AA 62	64	AA 77	79	AA 103	105
AA 64	66	AA 78	80	AA 105	107
AA 66	68	AA 79	81	AA 112	114
AA 68	70	AA 80	82	AA 120	122
AA 70	72	AA 85	87	AA 128	130
AA 71	73	AA 86	88	AA 136	138
AA 72	74	AA 90	92	AA 148	150



Manufacturing Range :from 42" to 450"
 BB55 belt is 55" inside, 58" outside
 Top width -21/32", Depth- 17/32"

DOUBLE SIDE WRAPPED BB SECTION V- BELTS

Part Number	Approx. Outside Length (in)	Part Number	Approx. Outside Length (in)	Part Number	Approx. Outside Length (in)
BB 42	45	BB 95	98	BB 158	161
BB 43	46	BB 96	99	BB 161	164
BB 45	48	BB 97	100	BB 162	165
BB 46	49	BB 103	106	BB 168	171
BB 51	54	BB 105	108	BB 169	172
BB 53	56	BB 107	110	BB 170	173
BB 54	57	BB 108	111	BB 172	175
BB 55	58	BB 111	114	BB 173	176
BB 60	63	BB 112	115	BB 180	183
BB 62	65	BB 116	119	BB 182	185
BB 64	67	BB 117	120	BB 190	193
BB 68	71	BB 118	121	BB 195	198
BB 70	73	BB 119	122	BB 210	213
BB 71	74	BB 120	123	BB 225	228
BB 72	75	BB 122	125	BB 226	229
BB 73	76	BB 123	126	BB 228	231
BB 74	77	BB 124	127	BB 230	233
BB 75	78	BB 127	130	BB 240	243
BB 76	79	BB 128	131	BB 255	258
BB 77	80	BB 129	132	BB 267	270
BB 81	84	BB 130	133	BB 270	273
BB 83	86	BB 133	136	BB 273	276
BB 85	88	BB 136	139	BB 277	280
BB 89	92	BB 139	142	BB 278	281
BB 90	93	BB 140	143	BB 285	288
BB 92	95	BB 144	147	BB 300	303
BB 93	96	BB 155	158	BB 350	353
BB 94	97	BB 157	160	BB 400	403



Manufacturing Range :from 70" to 400"
 CC75 belt is 75" inside, 79" outside
 Top width -7/8", Depth- 11/16"

DOUBLE SIDE WRAPPED CC SECTION V- BELTS

Part Number	Approx. Outside Length (in)	Part Number	Approx. Outside Length (in)	Part Number	Approx. Outside Length (in)
CC 72	76	CC 146	150	CC 220	224
CC 75	79	CC 148	152	CC 221	225
CC 81	85	CC 149	153	CC 222	226
CC 85	89	CC 150	154	CC 224	228
CC 90	94	CC 153	157	CC 225	229
CC 95	99	CC 154	158	CC 232	236
CC 96	100	CC 155	159	CC 234	238
CC 98	102	CC 156	160	CC 238	242
CC 105	109	CC 158	162	CC 239	243
CC 112	116	CC 162	166	CC 240	244
CC 114	118	CC 164	168	CC 241	245
CC 116	120	CC 165	169	CC 242	246
CC 118	122	CC 168	172	CC 243	247
CC 119	123	CC 173	177	CC 253	257
CC 120	124	CC 174	178	CC 255	259
CC 122	126	CC 175	179	CC 270	274
CC 124	128	CC 178	182	CC 280	284
CC 125	129	CC 180	184	CC 298	302
CC 126	130	CC 193	197	CC 300	304
CC 128	132	CC 195	199	CC 303	307
CC 134	138	CC 198	202	CC 328	332
CC 135	139	CC 205	209	CC 330	334
CC 136	140	CC 206	210	CC 360	364
CC 138	142	CC 207	211	CC 390	394
CC 140	144	CC 210	214	CC 420	424
CC 144	148	CC 213	217	CC 450	454

