

FRACTIONAL WEDGE WRAPPED V-BELTS

PRODUCT DESCRIPTION

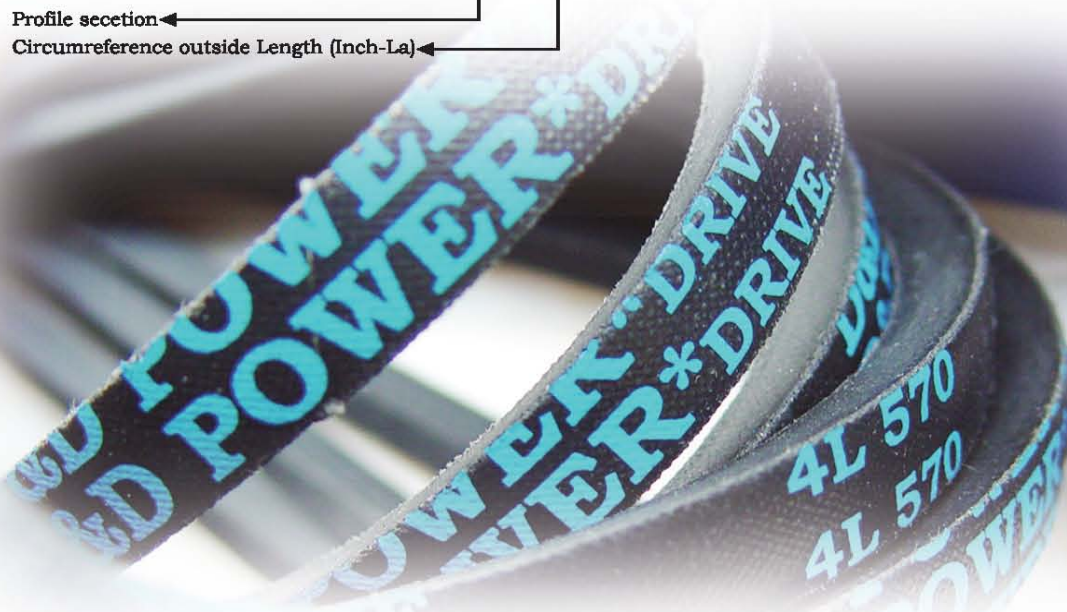
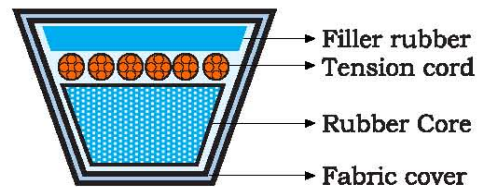
Outstanding durability, Particularly on very small pulley diameters, with a minimum maintenance. Low-stretch tension member, high grade poly-chloroprene rubber compound, with a carefully determined fibre content, high performance, long service life, uniform belt geometry, high flexibility, maximum economy, temp. resistance from -35°C to, +100°C, limited oil resistance, antistatic, tolerance stable, matched sets without sorting.

SECTION RANGE (inch)

Section	Top width	Height	Length Range
2L	1/4"	1/8"	10"-49"
3L	3/8"	7/32"	11"-140"
4L	1/2"	5/16"	12"-240"
5L	21/32"	3/8"	22"-500"

D&D POWER*DRIVE 4L 550
D&D POWER*DRIVE 4L 550
D&D POWER*DRIVE 4L 550

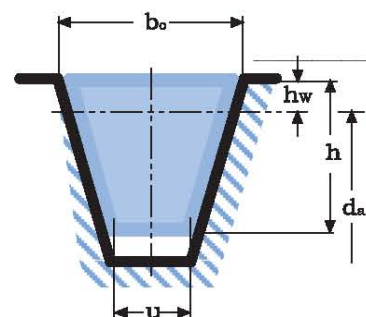
Profile section ←
 Circumference outside Length (Inch-La) ←

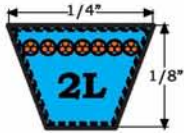


Cross Section dimensions, Technical Data, Conversion Values of fractional Wrapped V-Belts

SECTION		2L	3L	4L	5L
Upper Belt Width	b_o -mm	6,35	9,5	12,7	16,5
Belt Height	h -mm	4	6	8	10
$L_a - L_w (L_p)$	+ mm	13			
$L_w (L_p) = L_i$	+ mm	51			
$L_a - L_i$	+ mm				
Recommended Min. pulley Dia \varnothing		63			

Cross Section dimensions

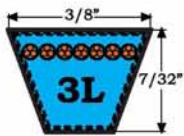




Manufacturing Range :12 - 240
 2L 200 is 20" outside length
 Top width -1/4", Depth- 1/8"

WEDGE WRAPPED 2L SECTION V- BELTS

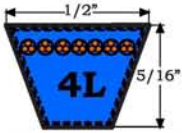
Part Number	Approx. Outside Length (in)	Part Number	Approx. Outside Length (in)	Part Number	Approx. Outside Length (in)
2L 100	10	2L 200	20	2L 340	34
2L 110	11	2L 210	21	2L 350	35
2L 120	12	2L 230	23	2L 360	36
2L 130	13	2L 240	24	2L 380	38
2L 140	14	2L 250	25	2L 460	46
2L 150	15	2L 260	26	2L 490	49
2L 160	16	2L 270	27		
2L 170	17	2L 280	28		
2L 180	18	2L 290	29		
2L 190	19	2L 310	31		



Manufacturing Range :12 - 240
 3L 200 is 20" outside length 18,5 inside length
 Top width -3/8", Depth- 7/32"

WEDGE WRAPPED 3L SECTION V- BELTS

Part Number	Approx. Outside Length (in)	Part Number	Approx. Outside Length (in)	Part Number	Approx. Outside Length (in)
3L 110	11	3L 330	33	3L 565	56,5
3L 120	12	3L 340	34	3L 570	57
3L 130	13	3L 345	34,5	3L 580	58
3L 140	14	3L 350	35	3L 590	59
3L 150	15	3L 360	36	3L 595	59,5
3L 160	16	3L 370	37	3L 600	60
3L 170	17	3L 380	38	3L 610	61
3L 180	18	3L 385	38,5	3L 620	62
3L 190	19	3L 390	39	3L 630	63
3L 200	20	3L 400	40	3L 640	64
3L 210	21	3L 410	41	3L 650	65
3L 220	22	3L 415	41,5	3L 660	66
3L 225	22,5	3L 420	42	3L 670	67
3L 230	23	3L 425	42,5	3L 675	67,5
3L 240	24	3L 430	43	3L 680	68
3L 250	25	3L 440	44	3L 690	69
3L 255	25,5	3L 450	45	3L 700	70
3L 260	26	3L 460	46	3L 710	71
3L 265	26,5	3L 470	47	3L 720	72
3L 270	27	3L 480	48	3L 730	73
3L 275	27,5	3L 490	49	3L 740	74
3L 280	28	3L 500	50	3L 750	75
3L 285	28,5	3L 510	51	3L 760	76
3L 290	29	3L 520	52	3L 765	76,5
3L 293	29,3	3L 530	53	3L 770	77
3L 300	30	3L 540	54	3L 780	78
3L 310	31	3L 550	55	3L 790	79
3L 320	32	3L 560	56	3L 800	80

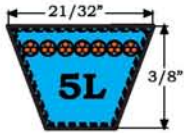


Manufacturing Range :15" - 240"
 4L 170 is 17" outside length 15" inside length
 Top width -1/2", Depth- 5/16"

WEDGE WRAPPED 4L SECTION V- BELTS

Part Number	Approx. Outside Length (in)	Part Number	Approx. Outside Length (in)	Part Number	Approx. Outside Length (in)
4L 150	15	4L 380	38	4L 680	68
4L 160	16	4L 390	39	4L 690	69
4L 170	17	4L 400	40	4L 700	70
4L 180	18	4L 405	40,5	4L 710	71
4L 190	19	4L 410	41	4L 720	72
4L 195	19,5	4L 415	41,5	4L 730	73
4L 200	20	4L 420	42	4L 740	74
4L 210	21	4L 430	43	4L 750	75
4L 215	21,5	4L 440	44	4L 760	76
4L 220	22	4L 450	45	4L 770	77
4L 230	23	4L 460	46	4L 780	78
4L 235	23,5	4L 470	47	4L 790	79
4L 240	24	4L 475	47,5	4L 800	80
4L 250	25	4L 480	48	4L 810	81
4L 255	25,5	4L 490	49	4L 820	82
4L 260	26	4L 500	50	4L 830	83
4L 270	27	4L 510	51	4L 840	84
4L 275	27,5	4L 515	51,5	4L 850	85
4L 280	28	4L 520	52	4L 860	86
4L 285	28,5	4L 525	52,5	4L 870	87
4L 290	29	4L 530	53	4L 880	88
4L 295	29,5	4L 540	54	4L 890	89
4L 300	30	4L 550	55	4L 900	90
4L 305	30,5	4L 560	56	4L 910	91
4L 310	31	4L 570	57	4L 920	92
4L 315	31,5	4L 580	58	4L 930	93
4L 320	32	4L 590	59	4L 940	94
4L 325	32,5	4L 600	60	4L 950	95
4L 330	33	4L 610	61	4L 960	96
4L 335	33,5	4L 620	62	4L 970	97
4L 340	34	4L 630	63	4L 980	98
4L 345	34,5	4L 640	64	4L 990	99
4L 350	35	4L 650	65	4L 1000	100
4L 360	36	4L 660	66		
4L 370	37	4L 670	67		





Manufacturing Range :22" - 550"
 5L 270 is 27" outside length 24" inside length
 Top width -21/32", Depth- 3/8"

WEDGE WRAPPED 5L SECTION V- BELTS

Part Number	Approx. Outside Length (in)	Part Number	Approx. Outside Length (in)	Part Number	Approx. Outside Length (in)
5L 220	22	5L 470	47	5L 740	74
5L 230	23	5L 480	48	5L 750	75
5L 240	24	5L 490	49	5L 760	76
5L 250	25	5L 500	50	5L 770	77
5L 260	26	5L 510	51	5L 780	78
5L 270	27	5L 520	52	5L 790	79
5L 280	28	5L 530	53	5L 800	80
5L 290	29	5L 540	54	5L 810	81
5L 300	30	5L 550	55	5L 820	82
5L 310	31	5L 560	56	5L 830	83
5L 320	32	5L 570	57	5L 840	84
5L 330	33	5L 575	57,5	5L 850	85
5L 340	34	5L 580	58	5L 860	86
5L 350	35	5L 590	59	5L 870	87
5L 355	35,5	5L 600	60	5L 880	88
5L 360	36	5L 610	61	5L 890	89
5L 365	36,5	5L 620	62	5L 900	90
5L 370	37	5L 630	63	5L 910	91
5L 380	38	5L 640	64	5L 920	92
5L 390	39	5L 650	65	5L 930	93
5L 400	40	5L 660	66	5L 940	94
5L 410	41	5L 670	67	5L 950	95
5L 415	41,5	5L 680	68	5L 960	96
5L 420	42	5L 690	69	5L 970	97
5L 430	43	5L 700	70	5L 980	98
5L 440	44	5L 710	71	5L 990	99
5L 450	45	5L 720	72	5L 1000	100
5L 460	46	5L 730	73		

