

- Automotive Raw Edge and Cogged V-Belts
- Automotive Cut Edge V-belts

**PRODUCT DESCRIPTION**

The effectiveness of raw edge cogged belts is evident where the pulley diameters are extremely small, belt speed requirement is high, high levels of power transmissions are required, operating temperatures are quite high, Usage of wrapped construction belts is rendered expensive proposition and impractical. Raw edge belts are best suited for such conditions because of the usage of high grade components that go into the manufacturing of these belts.

Our D&D production range of Automotive sections for both types are; AVX10, AVX13, AVX15, AVX17, AVX22, 15, 17, 22, 24, 28, 30, 32.

**SECTION RANGE**

Section	Top width	Height	Length Range
<b>AVX10</b>	10 mm	8 mm	500-6000 mm
<b>AVX13</b>	13 mm	9 mm	500-6000 mm
<b>AVX15</b>	15 mm	9 mm	500-6000 mm
<b>AVX17</b>	16,5 mm	11 mm	500-6000 mm
<b>AVX22</b>	22 mm	13 mm	500-6000 mm
<b>15</b>	15/32"	5/16"	20"-195"
<b>17</b>	17/32"	11/32"	25"-195"
<b>22</b>	22/32"	7/16"	30"-195"
<b>28</b>	28/32"	9/16"	35"-195"

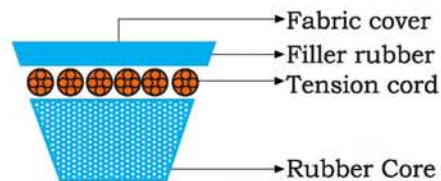
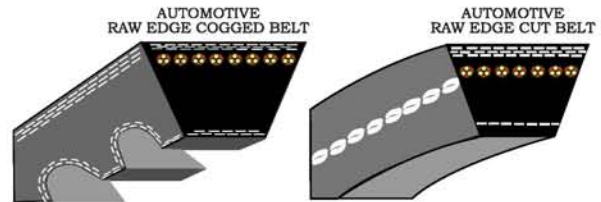
note: 24, 30, 32 sections are available upon request

**D&D POWER\*DRIVE 15345**  
**D&D POWER\*DRIVE 15345**  
**D&D POWER\*DRIVE 15345**

Top Width(in 32nds of an inch) ←  
 Circumreference Effective Length(34,5) (Inch-Lw) ←

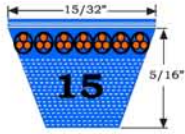
**D&D POWER\*DRIVE AVX13-500**  
**D&D POWER\*DRIVE AVX13-500**  
**D&D POWER\*DRIVE AVX13-500**

Top Width(in 32nds of an inch) ←  
 Circumreference Effective Length (500mm) ←



\*Banded Auto/Truck raw edge cogged or cut edge V-Belts are available on above sections\*  
 \*For AV section Metric Cogged V-Belts full sizes are available\*






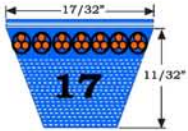
Manufacturing Range :from 20" to 195"  
 ie:15240 is 24" effective length 24,57" is outside length  
 Top width -15/32", Depth- 5/16"

### AUTOMOTIVE BELTS 15 SECTION (15/32")

Belt No:	O.C. Length	Effective length	Belt No:	O.C. Length	Effective length	Belt No:	O.C. Length	Effective length
15215	22,07	21,5	15388	39,32	38,8	15525	53,07	52,5
15225	23,07	22,5	15390	39,57	39	15530	53,57	53
15235	24,06	23,5	15395	40,07	39,5	15535	54,07	53,5
15240	24,57	24	15400	40,57	40	15540	54,57	54
15245	25,07	24,5	15405	41,07	40,5	15545	55,07	54,5
15250	25,57	25	15410	41,57	41	15550	55,57	55
15255	26,07	25,5	15415	42,07	41,5	15555	56,07	55,5
15260	26,57	26	15418	42,32	41,8	15560	56,57	56
15265	27,07	26,5	15420	42,57	42	15565	57,07	56,5
15270	27,57	27	15423	42,82	42,3	15570	57,57	57
15275	28,07	27,5	15425	43,07	42,5	15571	57,75	57,1
15280	28,57	28	15430	43,57	43	15575	58,07	57,5
15285	29,07	28,5	15431	43,75	43,1	15580	58,57	58
15290	29,57	29	15435	44,07	43,5	15585	59,07	58,5
15295	30,07	29,5	15436	44,17	43,6	15590	59,57	59
15298	30,32	29,8	15440	44,57	44	15595	60,07	59,5
15300	30,57	30	15445	45,07	44,5	15600	60,57	60
15305	31,07	30,5	15446	45,17	44,6	15605	61,07	60,5
15310	31,57	31	15450	45,57	45	15610	61,57	61
15315	32,07	31,5	15455	46,07	45,5	15615	62,07	61,5
15320	32,57	32	15460	46,57	46	15620	62,57	62
15325	33,07	32,5	15465	47,07	46,5	15625	63,07	62,5
15330	33,57	33	15470	47,57	47	15630	63,57	63
15335	34,07	33,5	15472	47,72	47,2	15635	64,07	63,5
15340	34,57	34	15474	47,97	47,4	15640	64,57	64
15345	35,07	34,5	15475	48,07	47,5	15645	65,07	64,5
15348	35,32	34,8	15480	48,57	48	15650	65,57	65
15350	35,57	35	15483	48,82	48,3	15660	66,57	66
15355	36,07	35,5	15485	49,07	48,5	15670	67,57	67
15358	36,32	35,8	15490	49,57	49	15680	68,57	68
15360	36,57	36	15495	50,07	49,5	15700	70,57	70
15365	37,07	36,5	15500	50,57	50	15720	72,57	72
15370	37,57	37	15505	51,07	50,5	15745	75,07	74,5
15375	38,07	37,5	15510	51,57	51			
15380	38,57	38	15515	52,07	51,5			
15385	39,07	38,5	15520	52,57	52			







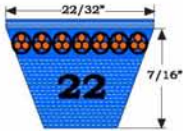
Manufacturing Range :from 24" to 195"  
 ie:17285 is 28,5" effective length 28,77" is outside length  
 Top width -17/32", Depth- 11/32"

### AUTOMOTIVE BELTS 17 SECTION (17/32")

Belt No:	O.C. Length	Effective length	Belt No:	O.C. Length	Effective length	Belt No:	O.C. Length	Effective length
17245	24,76	24,5	17400	40,27	40	17555	55,77	55,5
17250	25,26	25	17403	40,51	40,3	17560	56,27	56
17255	25,76	25,5	17405	40,77	40,5	17565	56,77	56,5
17260	26,26	26	17410	41,27	41	17570	57,27	57
17265	26,76	26,5	17415	41,77	41,5	17585	58,77	58,5
17270	27,26	27	17420	42,27	42	17590	59,27	59
17280	28,27	28	17425	42,77	42,5	17595	59,77	59,5
17285	28,77	28,5	17430	43,27	43	17600	60,27	60
17290	29,27	29	17435	43,77	43,5	17605	60,77	60,5
17291	29,37	29,1	17440	44,27	44	17610	61,27	61
17293	29,51	29,3	17443	44,52	44,3	17615	61,77	61,5
17295	29,76	29,5	17448	45,02	44,8	17620	62,27	62
17300	30,27	30	17450	45,27	45	17625	62,77	62,5
17305	30,77	30,5	17453	45,51	45,3	17630	63,27	63
17310	31,27	31	17455	45,77	45,5	17635	63,77	63,5
17313	31,52	31,3	17458	46,07	45,8	17640	64,27	64
17315	31,77	31,5	17460	46,27	46	17645	64,77	64,5
17320	32,27	32	17463	46,52	46,3	17650	65,27	65
17325	32,76	32,5	17465	46,76	46,5	17655	65,77	65,5
17330	33,27	33	17470	47,27	47	17660	66,27	66
17331	33,37	33,1	17475	47,77	47,5	17665	66,77	66,5
17335	33,77	33,5	17480	48,27	48	17670	67,27	67
17340	34,27	34	17481	48,37	48,1	17675	67,77	67,5
17341	34,37	34,1	17485	48,77	48,5	17680	68,27	68
17343	34,52	34,3	17490	49,27	49	17690	69,27	69
17350	35,27	35	17495	49,77	49,5	17700	70,27	70
17355	35,77	35,5	17500	50,26	50	17710	71,27	71
17360	36,27	36	17505	50,77	50,5	17715	71,77	71,5
17361	36,37	36,1	17510	51,27	51	17725	72,76	72,5
17365	36,77	36,5	17515	51,77	51,5	17730	73,27	73
17370	37,27	37	17520	52,27	52	17740	74,26	74
17375	37,77	37,5	17525	52,77	52,5	17745	74,77	74,5
17380	38,27	38	17530	53,27	53	17750	75,26	75
17385	38,77	38,5	17540	54,27	54	17755	75,76	75,5
17390	39,27	39	17548	55,02	54,8	17770	77,26	77
17395	39,77	39,5	17550	55,27	55	17815	81,77	81,5





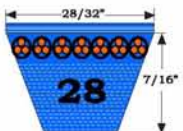


Manufacturing Range :from 30" to 195"  
 ie:22350 is 35" effective length 35,64" is outside length  
 Top width -22/32", Depth- 7/16"

### AUTOMOTIVE BELTS 22 SECTION (22/32")

Belt No:	O.C. Length	Effective length	Belt No:	O.C. Length	Effective length	Belt No:	O.C. Length	Effective length
22300	30,64	30	22420	42,64	42	22520	52,64	52
22320	32,64	32	22425	43,14	42,5	22528	53,39	52,8
22335	34,14	33,5	22435	44,14	43,5	22535	54,14	53,5
22340	34,64	34	22450	45,64	45	22540	54,64	54
22345	35,14	34,5	22454	46,04	45,4	22545	55,14	54,5
22350	35,64	35	22458	46,39	45,8	22555	56,14	55,5
22360	36,64	36	44463	46,89	46,3	22570	57,64	57
22370	37,64	37	22470	47,64	47	22583	58,89	58,3
22373	37,89	37,3	22475	48,14	47,5	22590	59,64	59
22380	38,64	38	22480	48,64	48	22625	63,14	62,5
22385	39,14	38,5	22490	49,64	49	22645	65,14	64,5
22395	40,14	39,5	22495	50,14	49,5	22655	66,14	65,5
22400	40,64	40	22500	50,64	50	22665	67,14	66,5
22410	41,64	41	22505	51,14	50			
22414	42,04	41,4	22515	52,14	51,5			

"ask for unlisted items"



Manufacturing Range :from 35" to 195"  
 ie:28740 is 74" effective length 74,64" is outside length  
 Top width -28/32", Depth- 7/8"

### AUTOMOTIVE BELTS 28 SECTION (28/32")

Belt No:	O.C. Length	Effective length	Belt No:	O.C. Length	Effective length	Belt No:	O.C. Length	Effective length
28345	35,14"	34,5	28445	45,14"	44,5	28535	54,14"	53,5
28347	35,34"	34,7	28450	45,64"	45	28550	55,64"	55
28350	35,64"	35	28455	46,14"	45,5	28565	57,14"	56,5
28373	37,94"	37,3	28460	46,64"	46	28570	57,64"	57
28380	38,64"	38	28465	47,14"	46,5	28580	58,64"	58
28390	39,64"	39	28467	47,34"	46,7	28590	59,64"	59
28393	39,94"	39,3	28480	48,64"	48	28600	60,64"	60
28397	40,34"	39,7	28485	49,14"	48,5	28615	62,14"	61,5
28400	40,64"	40	28490	49,64"	49	28630	63,64"	63
28403	40,67"	40,3	28495	50,14"	49,5	28640	64,64"	64
28405	41,14"	40,5	28500	50,64"	50	28653	65,94"	65,3
28413	41,94"	41,3	28510	51,64"	51	28663	66,94"	66,3
28415	42,14"	41,5	28515	52,14"	51,5	28673	67,94"	67,3
28423	42,94"	42,3	28525	53,14"	52,5	28683	68,94"	68,3
28430	43,64	43	28530	53,64"	53	28740	74,64	74

"ask for unlisted items"